

MET-TRACK[®]

RIGID RAIL ANCHOR SYSTEMS



FALL ARREST & FALL RESTRAINT

FALL ARREST & FALL RESTRAINT RIGID RAIL ANCHOR SYSTEMS

THE COMPANY...

Founded some 40 years ago, Metreel are leading specialists in Powerfeed, Materials Handling and Personal Fall Arrest & Access solutions. A wealth of industry knowledge and experience coupled with the dedication to provide a high level customer service, these are some of the major benefits received when choosing Metreel as your solution provider.

MET-TRACK® is Metreel's rigid rail anchorage system engineered specifically for Horizontal Fall Arrest / Fall Restraint applications. **MET-TRACK®** comprises a free running anchorage trolley housed within a permanently installed, enclosed track profile. **MET-TRACK®** provides workers with the ultimate fall arrest protection; offering safe access to high level/high risk work areas while allowing workers to maintain maximum efficiency and freedom of movement.

INDEX...

THE COMPANY	02
FALL PROTECTION CODES.....	02
WHY MET-TRACK® ?.....	03
STANDARD SYSTEMS	
Ceiling Mounted Monorail	04
Cantilevered Monorail.....	05
T Frame	06
Inverted U.....	07
Single-Post.....	08
Swing Arm	09
Fold-Away	10
Traveling Bridge.....	11
ENGINEERED SYSTEMS	
MET-TRACK® Components.....	12
Application Data	13
WARRANTIES.....	14

FALL PROTECTION CODES...

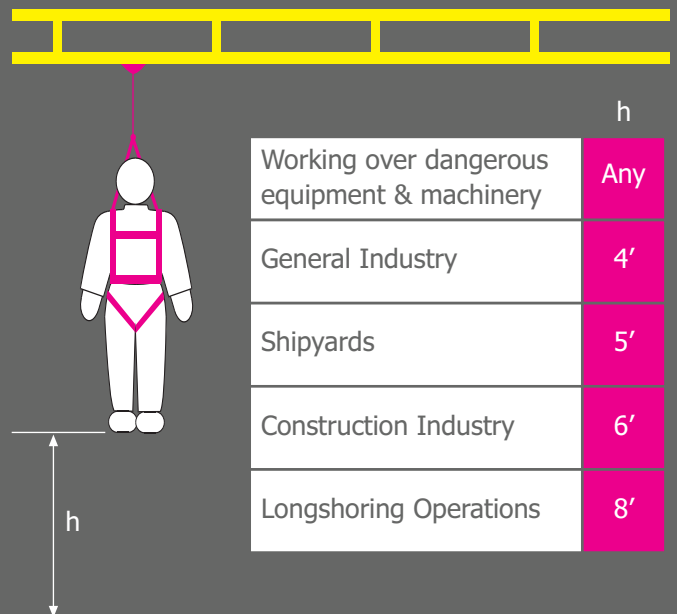
OSHA REQUIREMENTS:

Under Title 29 of the Code of Federal Regulations (29 CFR), OSHA assures and enforces safe and healthful working conditions for general industry, construction and maritime trades. It is the Employers duty to provide their workers with a place of employment free from recognized safety and health hazards.

For construction OSHA enforces regulation 1926, Subpart M and for general industry OSHA enforces regulation 1910, Subparts D and F. These regulations specify when fall protection is required and must be followed under penalty of law. It is therefore essential to carefully assess your workplace environment, identify and address any potential fall hazards.

ANSI RECOMMENDATIONS:

Both the American National Standards Institute (ANSI) and the Canadian Standards Association (CSA) specify product performance and testing for personal fall protection equipment. While these are voluntary standards they are often adopted by OSHA and other regulatory bodies and should therefore be adhered to as they provide important guidelines for fall protection and fall arrest product safety.



OSHA regulation 1926 & 1910 - Industry specific height mandate for employee fall protection

WHY MET-TRACK®...

The **MET-TRACK®** rigid rail fall protection system is the most reliable rigid rail system currently available. The main components of the system are its enclosed cold rolled profile and the anchor trolley which provides a secure connection enabling the user to traverse safely along the system's length.

MET-TRACK® is not only safe but is an extremely durable and low maintenance system. Manufactured from only the highest quality materials, the self-cleaning profile prevents dust and debris build-up whereas the swivel eye trolley has sealed bearing wheels resulting in years of maintenance-free use.

The versatility of **MET-TRACK®**, due to its modular design, means that each system can be designed in unlimited lengths and makes it easy to add sections in order to extend existing systems should the need arise. Systems can be mounted to existing structures or suspended from application specific floor mounted supports. Curved tracks can be supplied for plain track monorails allowing systems to follow a specific path without a break in the system. Single and multi-user systems are available including user bypass capability.

MET-TRACK® is designed to meet with or exceed applicable standards including:

- USA – Complies with OSHA & ANSI Standards for Engineered Systems.
- Canada - Canadian Standard CSA Z259.2.

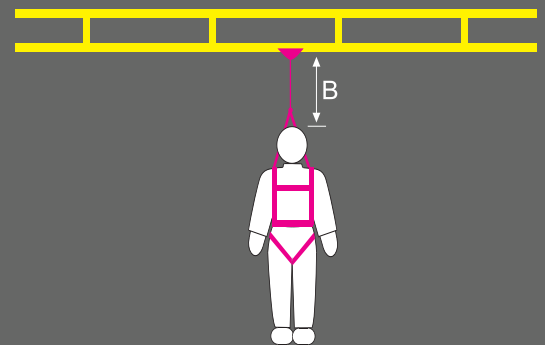
TRACK V'S WIRE...

MET-TRACK® offers many advantages over traditional wire based systems. Rigid track systems require less fall clearance, reduce the risk of secondary fall injuries, are safer for multi-user systems and allow for longer systems between supports.

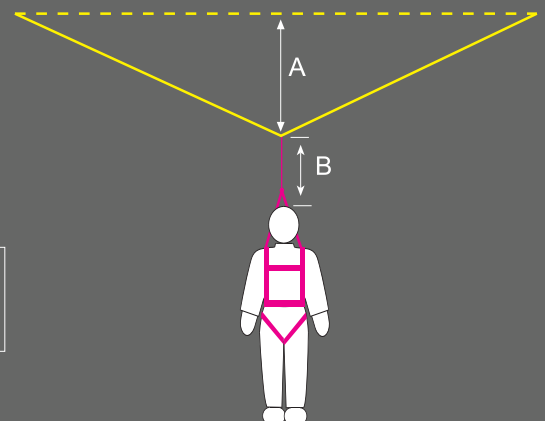
Despite the amount of tension imposed there will always be a certain amount of sag in a wire rope suspended between supports. The presence of this initial sag and the amount of deflection in the wire rope under fall conditions means that a greater fall clearance to that of a rigid rail system must be accounted for when specifying a fall arrest system. The **MET-TRACK®** rigid rail fall arrest system will stop the fall in a shorter distance therefore requiring less fall clearance and making it a far better option for low-headroom applications.

Possible secondary injuries, such as those caused by swinging into obstacles after a fall, are greatly reduced with a rigid track system. When a user falls using a wire rope system, the sag/deflection of the wire will automatically cause the trolley to slide towards the center of its supports in order to center itself, this creates a possible risk of the user colliding with any obstacles present.

Metreel Rigid Track System



Typical Wire Rope System



KEY:

- A = System Deflection
B = Distance PPE requires to arrest

FALL ARREST & FALL RESTRAINT RIGID RAIL ANCHOR SYSTEMS

CEILING MOUNTED MONORAILS...

When floor space is at a premium, **MET-TRACK**[®] Ceiling Mounted Monorails provide a permanent fall arrest solution without the need of a floor mounted structure leaving the floor area free for other purposes such as storage and production.

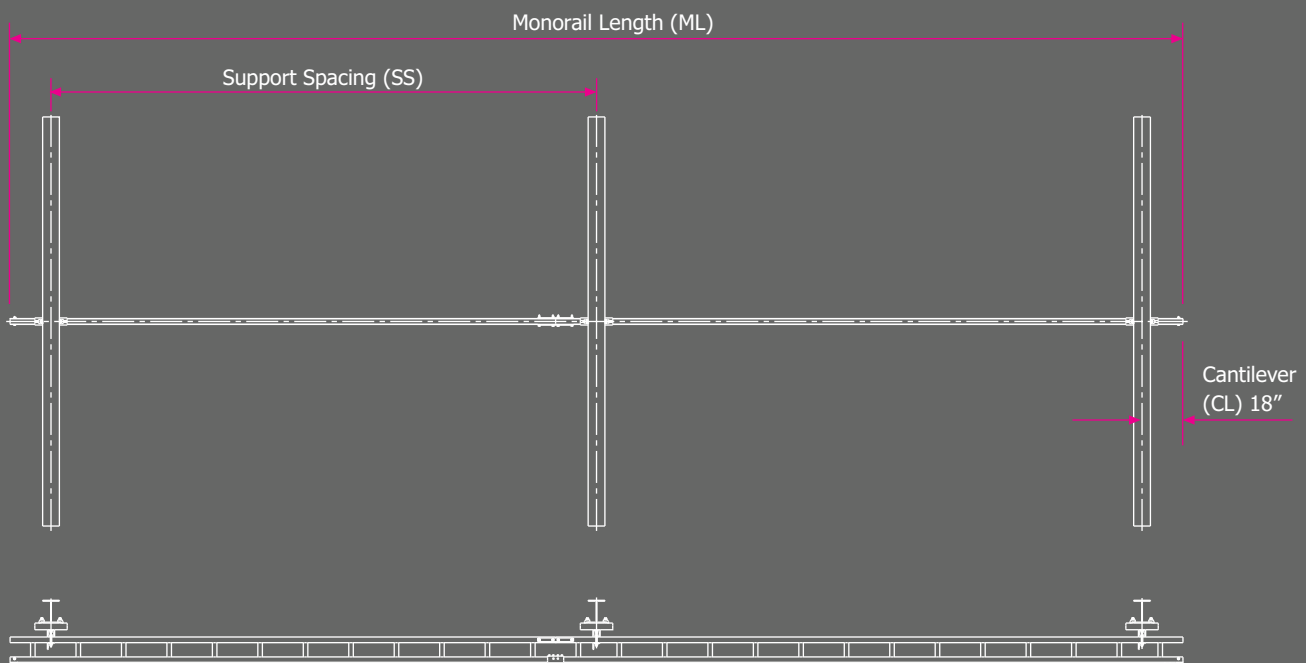
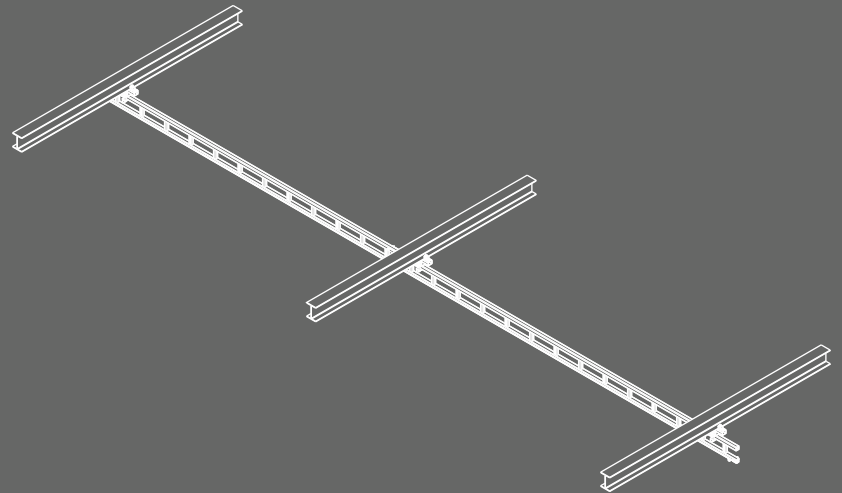
MET-TRACK[®] Ceiling Mounted Monorails mount direct to existing structures and are ideal for production and warehouse facilities, vehicle loading/unloading, industrial cleaning and maintenance.

Benefits of **MET-TRACK**[®] Ceiling Mounted Monorail Systems:

- Floor space unaffected as no floor supported structure
- Ceiling Mounted Monorails are available as standard system kits
- Ceiling Mounted Monorails can be custom designed to suit your specific application
- Single or multi-user systems with or without passability are available
- Connection to existing structures can be made using a variety of standard bracket options
- Easy installation

What you need to know...

- 1) Working Capacity (1 or 2 person)
- 2) Passability for workers? Yes / No
- 3) Support Spacing (SS)
- 4) Monorail Length (ML)
- 5) Cantilever (CL) 18"



INVERTED 'L' FREE STANDING MONORAILS...

MET-TRACK® Free Standing Monorails systems provide independent, permanent fall arrest solutions over long spans in areas where there are no existing support structures. Foundation-mounted, reinforced W-Beam steel columns and arms support the **MET-TRACK®** monorail at heights of up to 28ft.

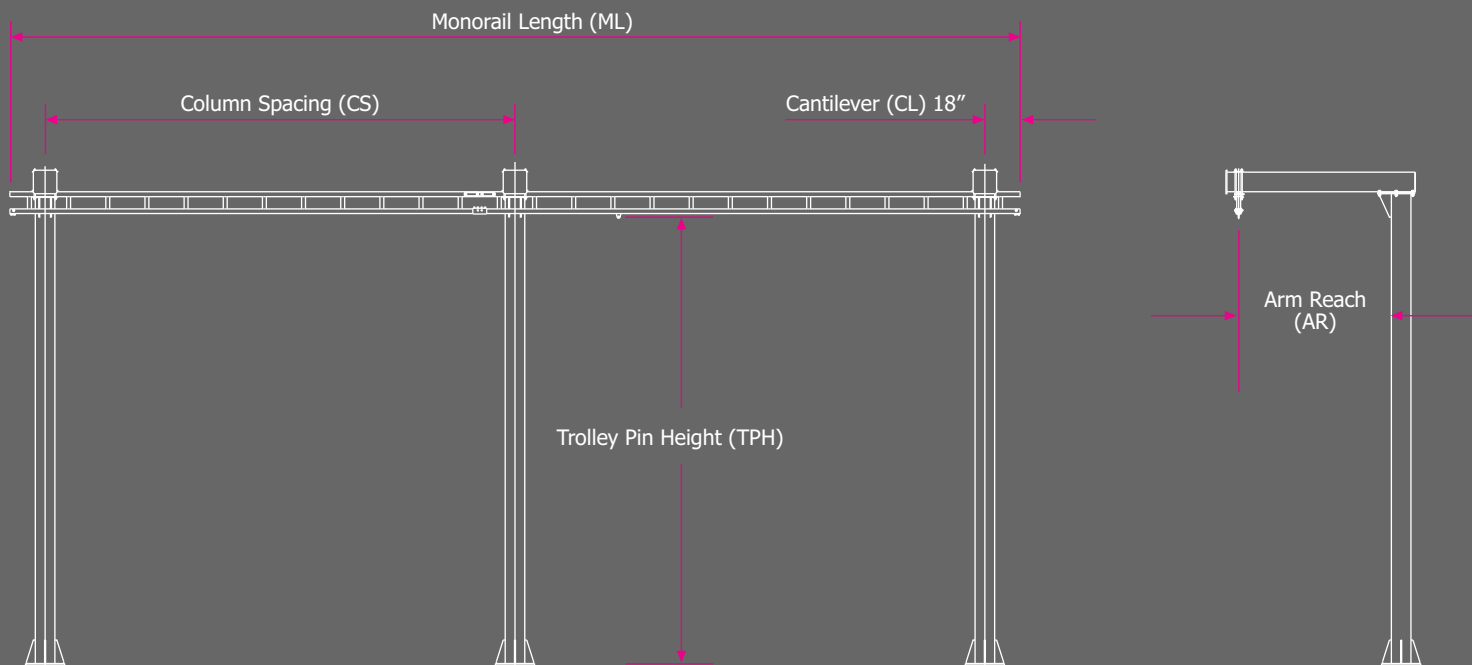
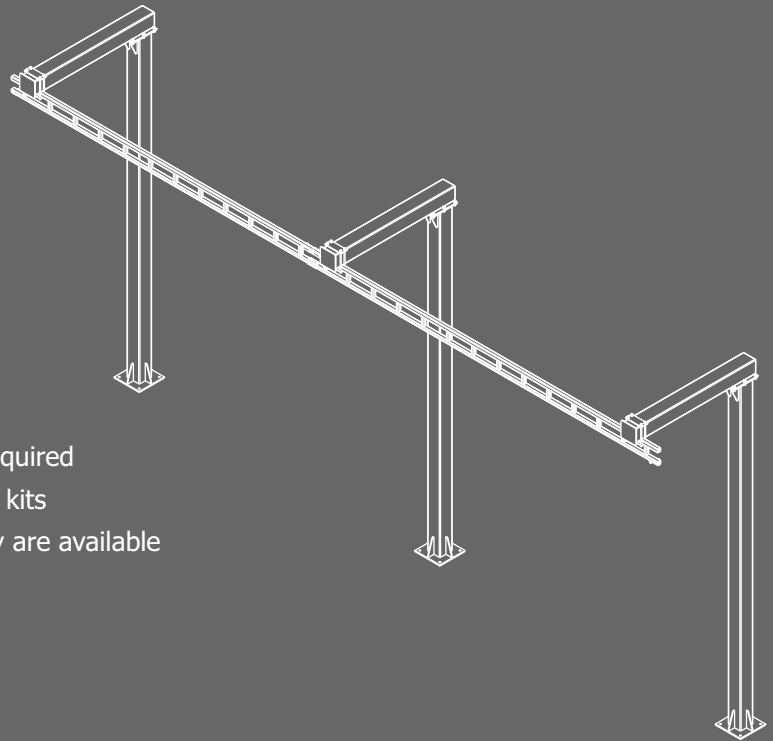
Inverted 'L' systems are widely used in the transportation industry for working on rail cars, trucks and trailers and are extensively used in outdoor environments.

Benefits of **MET-TRACK®** Inverted 'L' Monorail Systems:

- Floor mounted support structure can be sited where required
- Inverted 'L' Monorails are available as standard system kits
- Single or multi-user systems with or without passability are available
- Long spans of single path fall protection
- Easy installation

What you need to know...

- | | |
|--------------------------------------|-------------------------------------|
| 1) Working Capacity (1 or 2 person) | 5) Monorail Length (ML) in feet |
| 2) Passability for workers? Yes / No | 6) Trolley Pin Height (TPH) in feet |
| 3) Column Spacing (CS) in feet | 7) Cantilever (CL) 18" |
| 4) Arm Reach (AR) | |



FALL ARREST & FALL RESTRAINT RIGID RAIL ANCHOR SYSTEMS

T-FRAME MONORAILS...

MET-TRACK® Free Standing systems provide independent, permanent fall arrest solutions over long spans in areas where there are no existing support structures. Foundation-mounted, reinforced W-Beam steel columns and arms support the **MET-TRACK®** monorail at heights of up to 28ft.

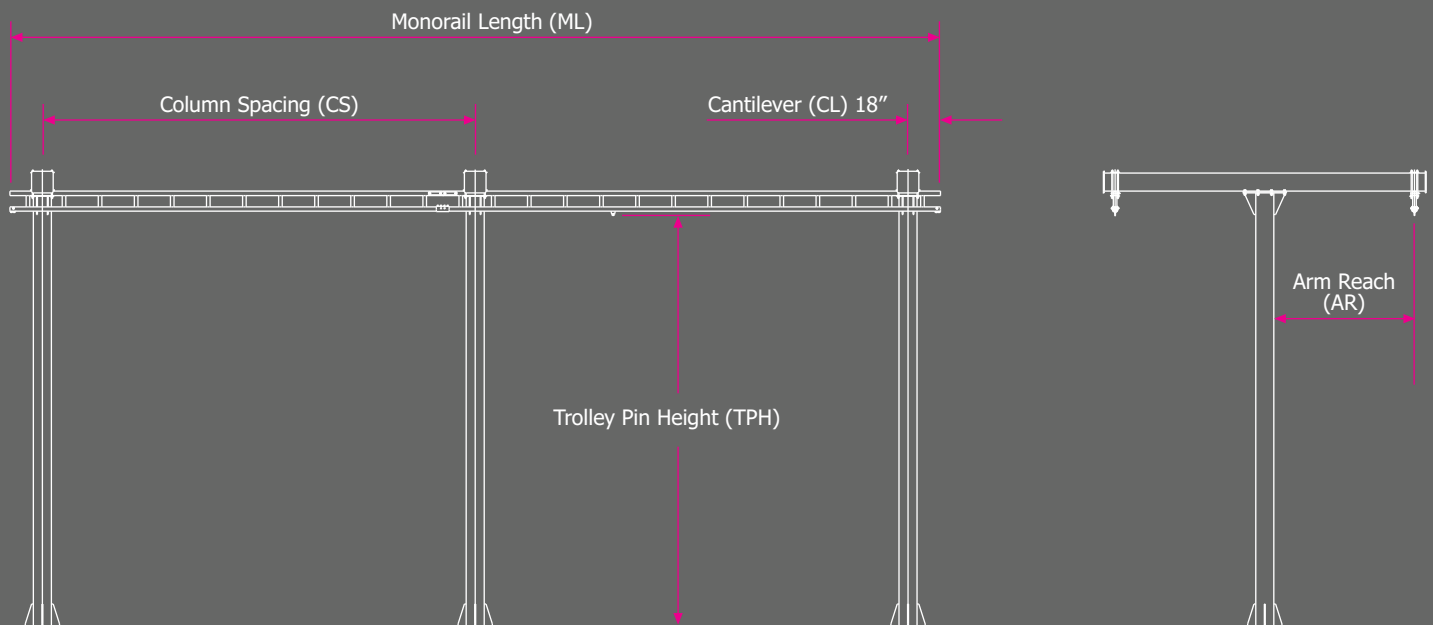
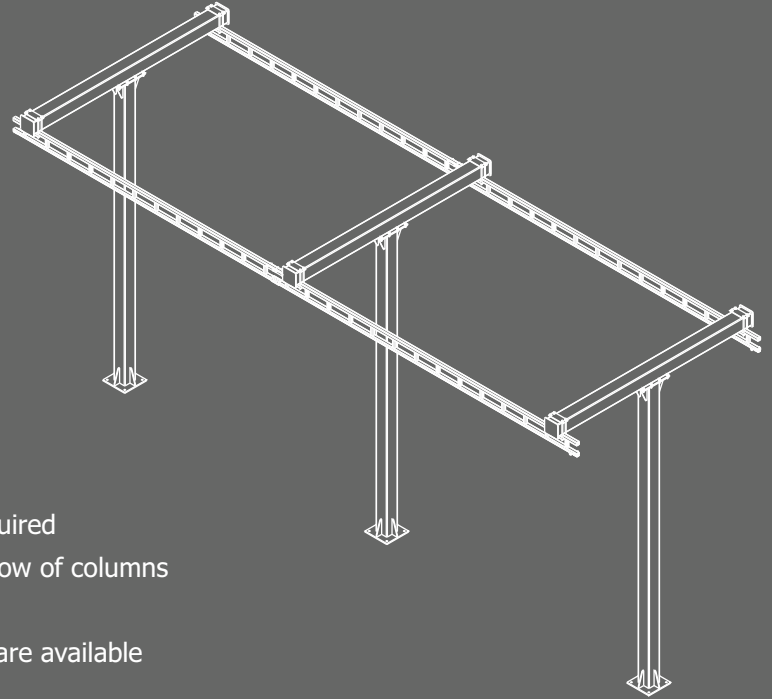
T-Frame systems utilize a single row of columns to support two parallel fall arrest monorails providing double the fall arrest capability without the need for additional support. Extensively used in outdoor environments for the transportation industry.

Benefits of **MET-TRACK®** T-Frame Monorail Systems:

- Floor mounted support structure can be sited where required
- T-Frame Monorails provide two monorails with a single row of columns
- T-Frame Monorails are available as standard system kits
- Single or multi-user systems with or without passability are available
- Long spans of single path fall protection
- Easy installation

What you need to know...

- 1) Working Capacity (1 or 2 person)
- 2) Passability for workers? Yes / No
- 3) Column Spacing (CS) in feet
- 4) Arm Reach (AR)
- 5) Monorail Length (ML) in feet
- 6) Trolley Pin Height (TPH) in feet
- 7) Cantilever (CL) 18"



INVERTED U MONORAILS...

MET-TRACK[®] Free Standing systems provide independent, permanent fall arrest solutions over long spans in areas where there are no existing support structures. Foundation-mounted, reinforced W-Beam steel columns and arms support the **MET-TRACK**[®] monorail at heights of up to 28ft.

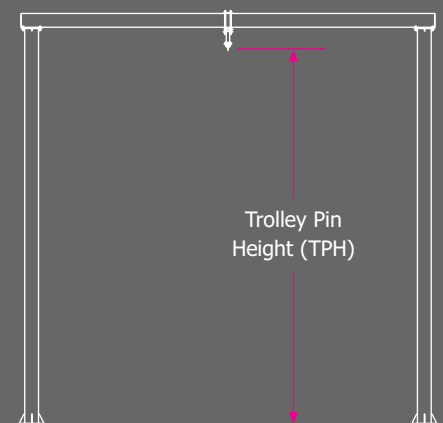
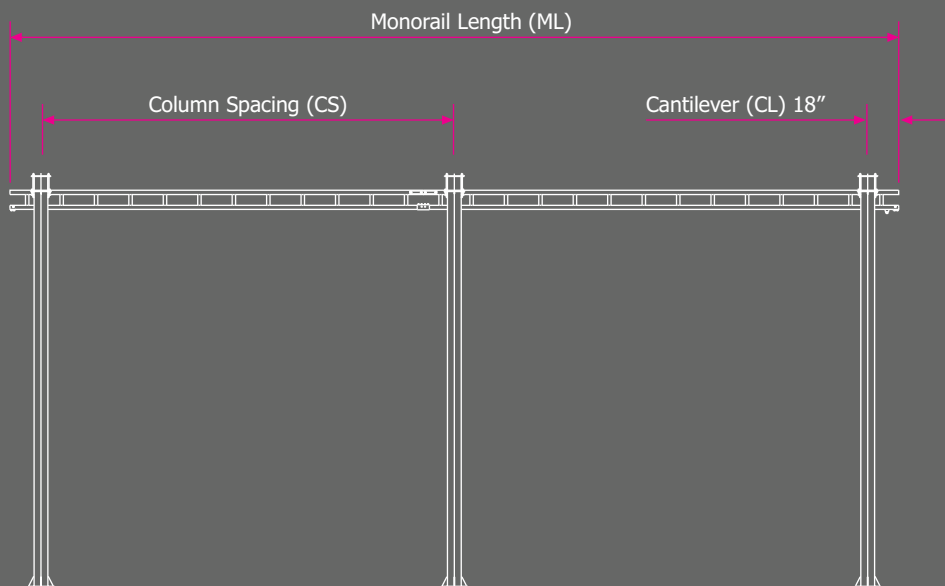
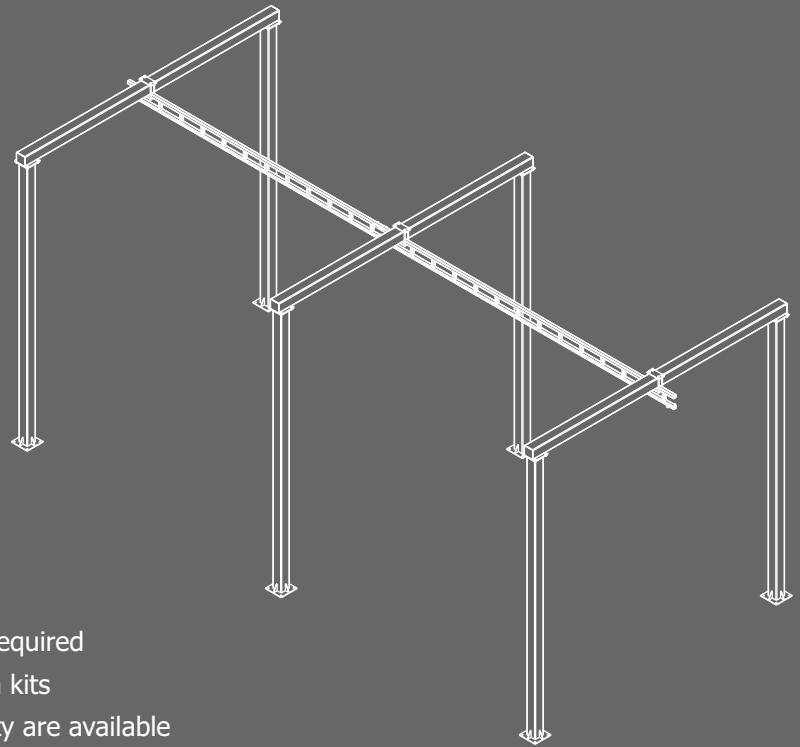
An Inverted U system comprises two steel columns connected at the top by a support beam from which a monorail is suspended. Typically, the monorail is suspended centrally along the beam, however it can be offset to obtain the desired position while utilizing the most suitable column positions, ideal when working around existing obstructions. Inverted U systems are used across many industries where floor mounted systems are necessary.

Benefits of **MET-TRACK**[®] Inverted U Monorail Systems:

- Floor mounted support structure can be sited where required
- Inverted U Monorails are available as standard system kits
- Single or multi-user systems with or without passability are available
- Long spans of single path fall protection
- Easy installation

What you need to know...

- | | |
|--------------------------------------|-------------------------------------|
| 1) Working Capacity (1 or 2 person) | 4) Monorail Length (ML) in feet |
| 2) Passability for workers? Yes / No | 5) Trolley Pin Height (TPH) in feet |
| 3) Column Spacing (CS) in feet | 6) Cantilever (CL) 18" |



FALL ARREST & FALL RESTRAINT RIGID RAIL ANCHOR SYSTEMS

SINGLE POST SYSTEM...

MET-TRACK® Single Post systems provide independent, permanent fall arrest solutions for areas where numerous obstacles exist or in areas where multi-column supported systems aren't possible.

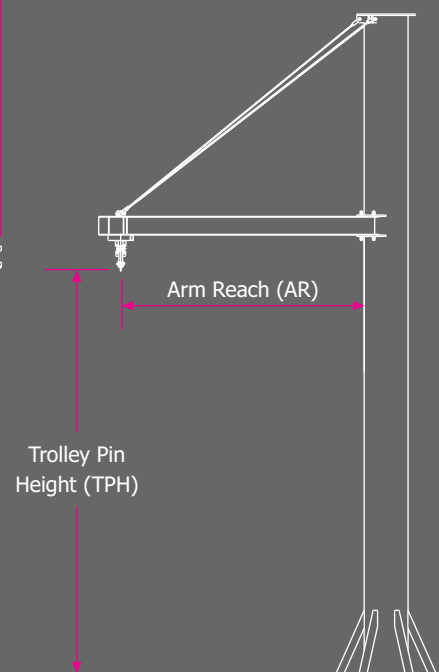
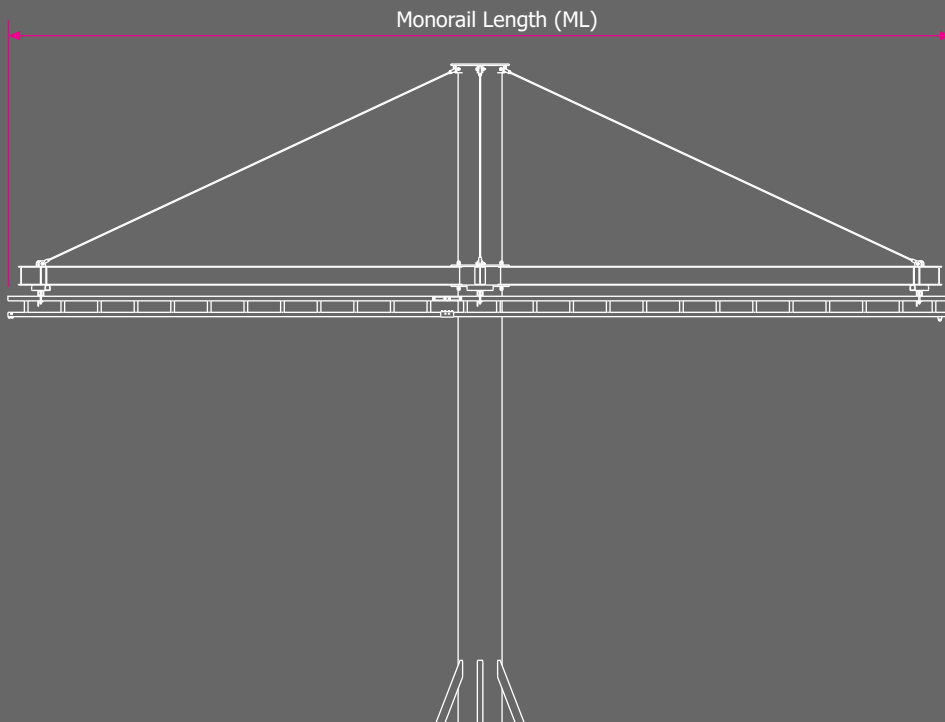
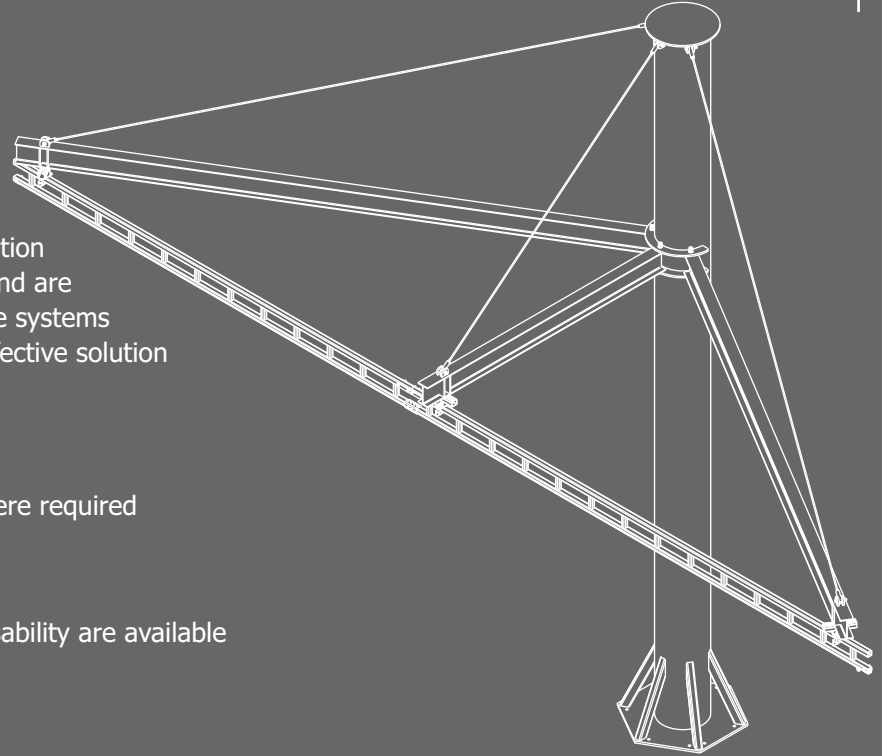
Single Post systems are widely used in the transportation industry for working on rail cars, trucks and trailers and are extensively used in outdoor environments. Single Pole systems only need a single foundation making them a cost effective solution to many fall arrest applications.

Benefits of **MET-TRACK®** Single Post Systems:

- Floor mounted support structure can be sited where required
- Single Post only requires a single foundation
- Ideal for areas with limited space
- Single or multi-user systems with or without passability are available
- Long spans of single path fall protection
- Easy installation

What you need to know...

- 1) Working Capacity (1 or 2 person)
- 2) Passability for workers? Yes / No
- 3) Arm Reach (AR)
- 4) Monorail Length (ML) in feet
- 5) Trolley Pin Height (TPH) in feet



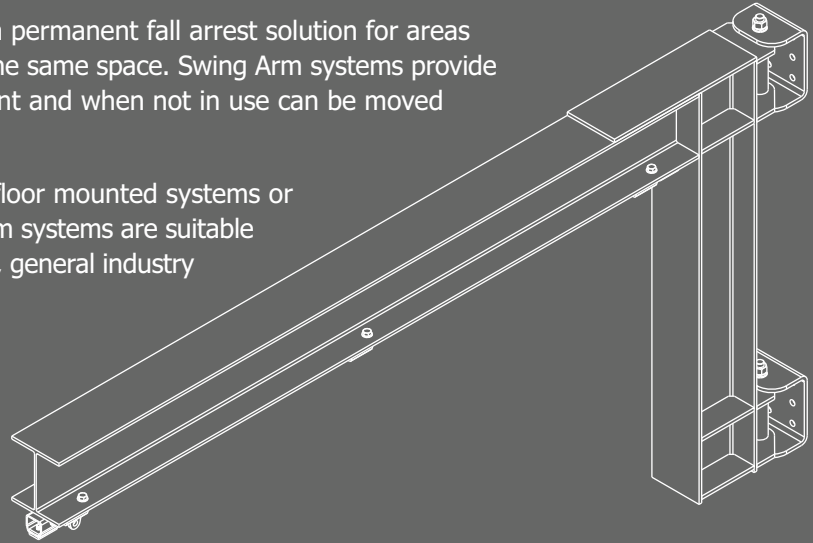
SWING ARM SYSTEM...

MET-TRACK[®] Swing Arm systems typically provide a permanent fall arrest solution for areas where overhead cranes and fall arrest systems share the same space. Swing Arm systems provide circular/semi-circular coverage within a limited footprint and when not in use can be moved out of the way so as not to cause an obstruction.

Swing Arm systems can be supplied as independent, floor mounted systems or can be mounted to existing columns or walls. Swing Arm systems are suitable for use across many industries including manufacturing, general industry and distribution.

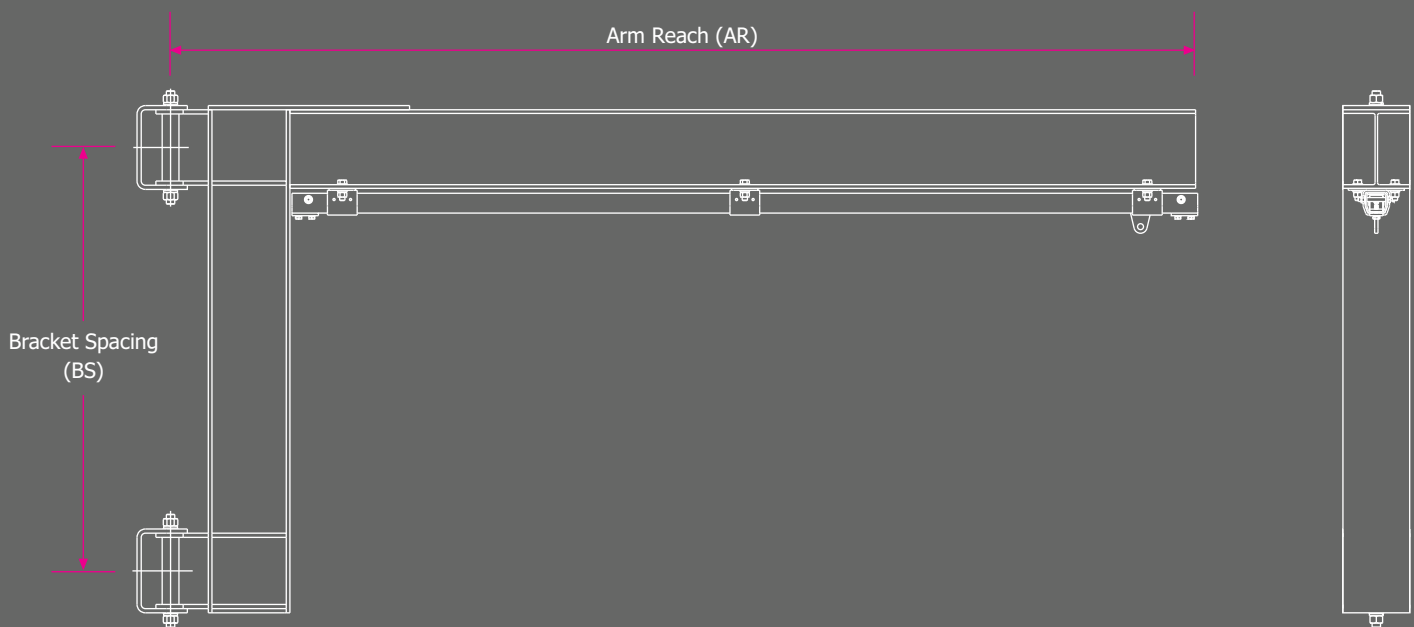
Benefits of **MET-TRACK**[®] Swing Arm Systems:

- Cost effective fall arrest solution
- Can be free standing or mounted to existing columns or walls
- Ideal for small areas
- Can be moved out of the way when not in use
- Single or multi-user systems with or without passability are available
- Turnkey Rotation Drives available
- Easy installation



What you need to know...

- | | |
|--------------------------------------|---------------------------------|
| 1) Working Capacity (1 or 2 person) | 3) Arm Reach (AR) |
| 2) Passability for workers? Yes / No | 4) Bracket Spacing (BS) in feet |



FALL ARREST & FALL RESTRAINT RIGID RAIL ANCHOR SYSTEMS

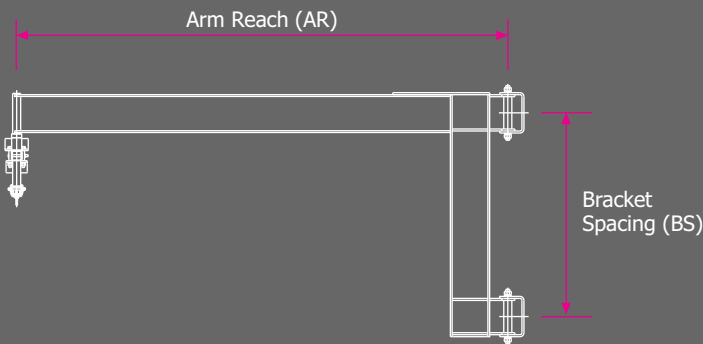
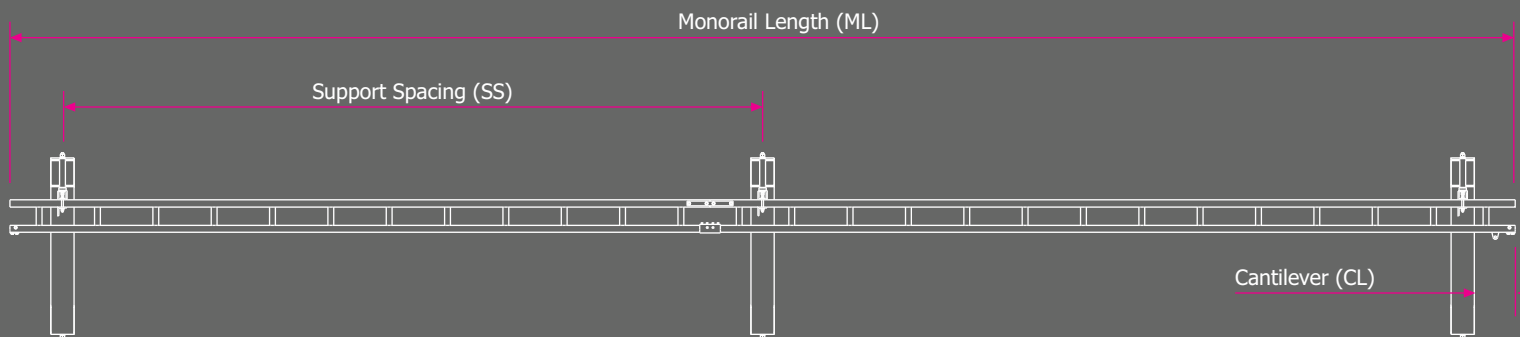
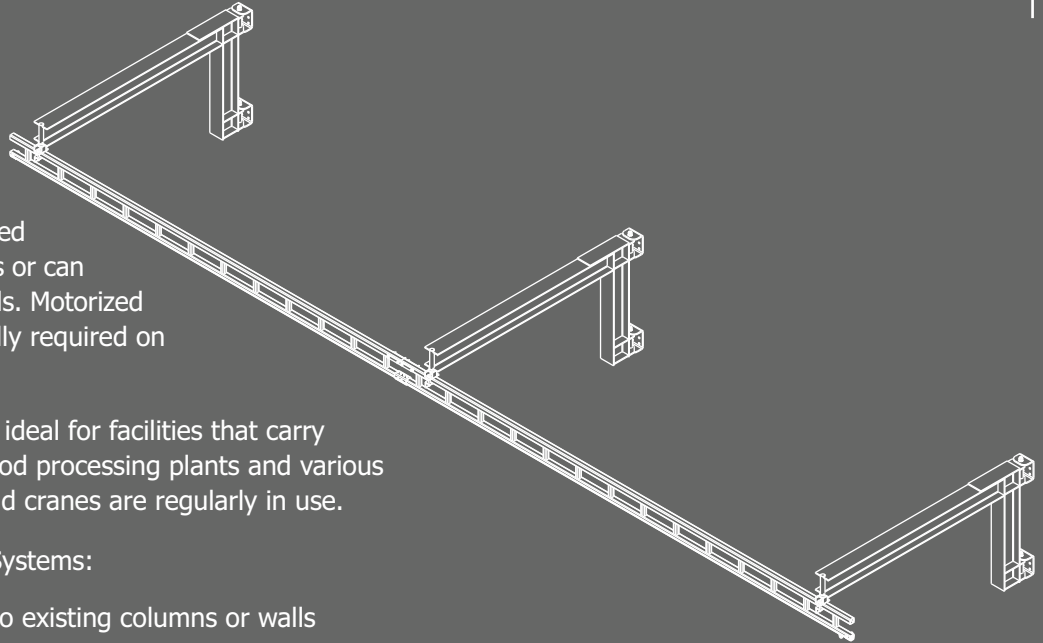
FOLD AWAY SYSTEMS...

MET-TRACK® Fold Away systems have been designed to provide an effective, fixed path fall arrest solution when the arms are fully extended and conveniently fold away when not in use. Systems can be supplied as independent, floor mounted systems or can be mounted to existing columns or walls. Motorized arm rotation is available and is generally required on longer/multiple bay systems.

MET-TRACK® Fold Away Systems are ideal for facilities that carry out railroad and truck maintenance, food processing plants and various manufacturing facilities where overhead cranes are regularly in use.

Benefits of **MET-TRACK®** Fold Away Systems:

- Can be free standing or mounted to existing columns or walls
- Can be moved out of the way when not in use
- Single or multi-user systems with or without passability are available
- Turnkey Rotation Drives available
- Easy installation

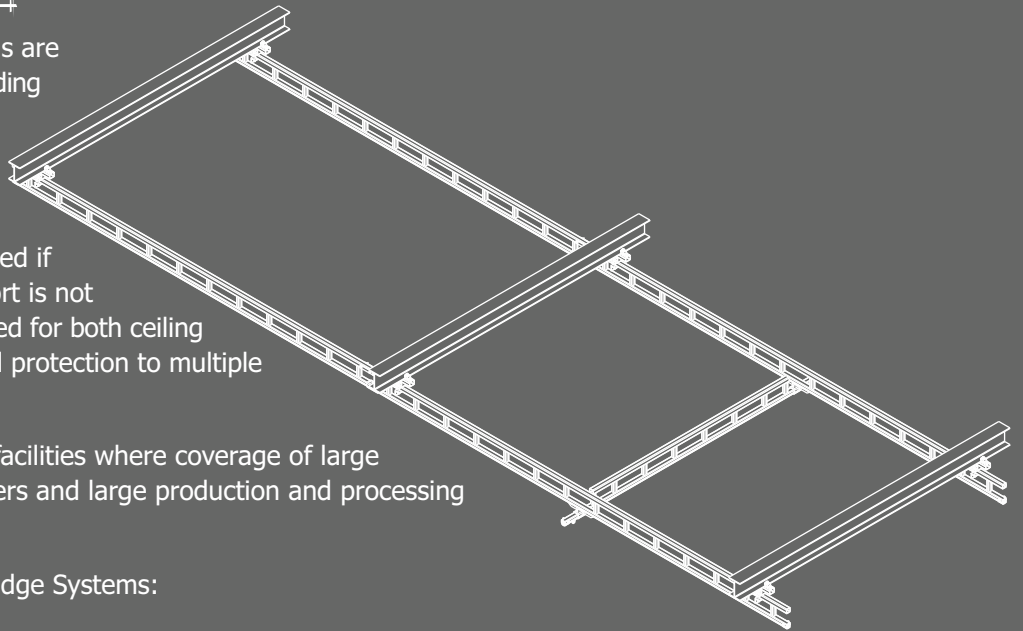


What you need to know...

- 1) Working Capacity (1 or 2 person)
- 2) Passability for workers? Yes / No
- 3) Support Spacing (SS) in feet
- 4) Arm Reach (AR)
- 5) Monorail Length (ML) in feet
- 6) Bracket Spacing (BS) in feet
- 7) Cantilever (CL) 18"

TRAVELING BRIDGE SYSTEM...

MET-TRACK® Traveling Bridge systems are available as ceiling mounted or free standing configurations. Ceiling mounted systems are mounted to existing steelwork such as roof trusses to leave floor spaces free from additional support steelwork. Floor mounted systems may be preferred if floor space is available or ceiling support is not possible. Multiple bridges can be supplied for both ceiling and floor mounted systems offering fall protection to multiple workers from the same structure.



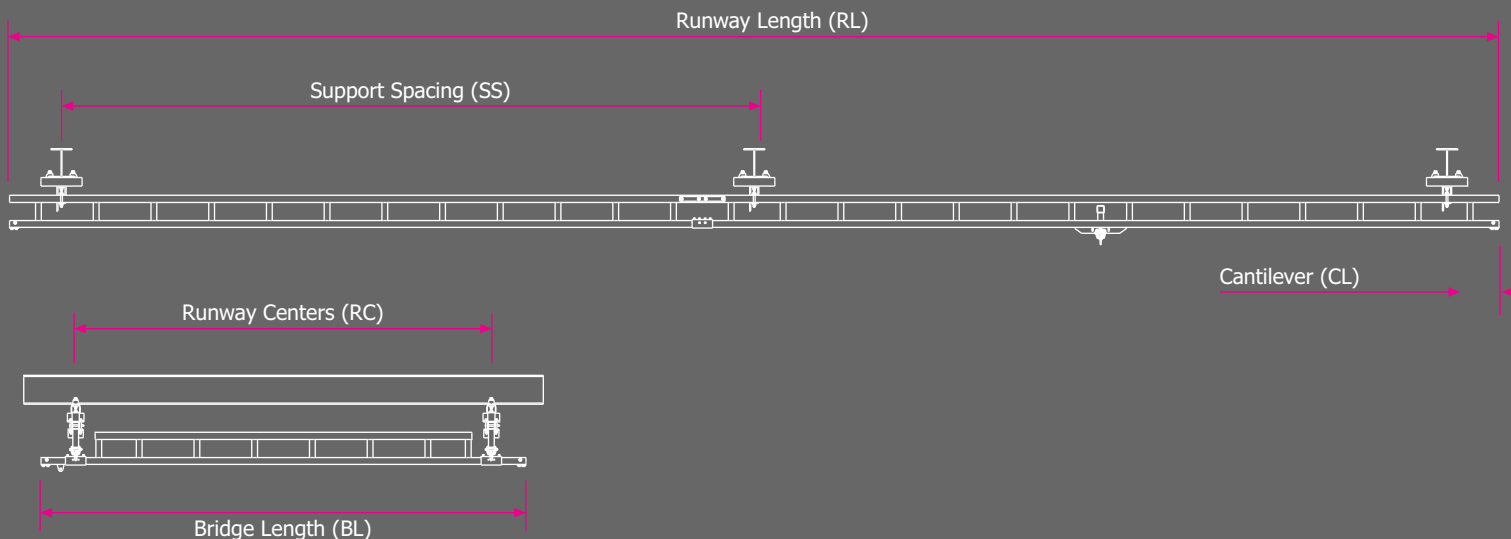
Traveling Bridge systems are ideal for facilities where coverage of large areas is required such as aircraft hangers and large production and processing plants.

Benefits of **MET-TRACK®** Traveling Bridge Systems:

- Free Standing and Ceiling Mounted options available
- Enclosed track, modular design allows for unlimited runway lengths
- Omni-directional movement allowing coverage of large areas
- Multiple bridges for multi-user systems
- Available as standard system kits
- Custom-designed systems designed to suit your specific application
- Easy Installation

What you need to know...

- | | | |
|--------------------------------------|---------------------------------|--------------------------------|
| 1) Working Capacity (1 or 2 person) | 4) Support Spacing (SS) in feet | 7) Runway Centers (RC) in feet |
| 2) Passability for workers? Yes / No | 5) Bridge Length (BL) in feet | 8) Cantilever (CL) 18" |
| 3) Number of Bridges (1-4) | 6) Runway Length (RL) in feet | |




FALL ARREST & FALL RESTRAINT RIGID RAIL ANCHOR SYSTEMS

ENGINEERED SYSTEMS - MET-TRACK® COMPONENTS

In addition to our range of standard systems, **MET-TRACK®** can be tailored to meet your needs. Our dedicated team of design engineers work closely with your architects and engineers to build safety solutions optimized for your application using standard and bespoke components.

MET-TRACK® Profiles

No matter what application, the **MET-TRACK®** range of profiles has a track suitable for your needs.




MET-TRACK®

Our **MET-TRACK®** plain steel track provides smooth motion and its low profile keeps installation space requirements to a minimum. Plain track can also be supplied in custom curves making it suitable for continuous applications that need to follow specific paths.



MET-TRACK® SIAB

For applications that require wider spans to accommodate existing building supports our **MET-TRACK®** SIAB track is ideal. The trussed design has been developed to keep the profile weight to minimum in order to reduce stress on structures while offering an effective solution for wide-span applications.



MET-TRACK® DUAL

Need to be safe and have the ability to pass co-workers on multi-user systems?

MET-TRACK® DUAL offers all the benefits of our **MET-TRACK®** SIAB profile with the added benefit that users can pass each other without unsafely disconnecting from the system allowing for more freedom of movement and increased productivity.



MET-TRACK® AL360

A profile recently added to our **MET-TRACK®** range is our ALUMINUM AL360. Designed specifically for aesthetic installations where the profile must become integral to the building design. The clean lines of the circular profile are not compromised as all connections are hidden away.



MET-TRACK® AL700





If you need large spans but are limited by weight due to the roof structure, then our **MET-TRACK®** ALUMINUM AL700 profile is the perfect choice. This profile is also ideal for applications within the food or pharmaceutical industry where contamination is a concern.

ANCHORAGE TROLLEY...

All **MET-TRACK**[®] fall protection systems must utilize **MET-TRACK**[®] trolleys for secure user connection. The specially designed trolley provides fluid movement in all profiles and including curved monorails. The trolley's swivel eye allows for increased freedom of movement beneath the trolley and prevents twisting of the lanyard. Nylon tyred, sealed bearing wheels provide smooth quiet movement and reduce wear especially on our **MET-TRACK**[®] AL360 and **MET-TRACK**[®] AL700 aluminum profiles.



APPLICATION DATA...

TRACK SERIES	DESCRIPTION	SUPPORT CENTERS				PASSABILITY
		 x1 USERS	 x2 USERS	 x4 USERS	 x8 USERS	
500	Plain Profile	10'				No
600	Plain Profile	10'	10'	10'		No
51ST	Trussed Profile	20'	20'	20'		No
52ST	Trussed Profile	25'	25'	25'		No
53ST	Trussed Profile	30'	30'	30'		No
54ST	Trussed Profile - Reinforced	35'	35'			No
55ST	Trussed Profile - Reinforced	40'	40'			No
56ST	Trussed Profile - Reinforced	50'	50'			No
51DT	Trussed Dual Profile		20'	20'	20'	Yes
52DT	Trussed Dual Profile		25'	25'	25'	Yes
53DT	Trussed Dual Profile		30'	30'	30'	Yes
54DT	Trussed Dual Profile -Reinforced		35'	35'		Yes
55DT	Trussed Dual Profile -Reinforced		40'	40'		Yes
56DT	Trussed Dual Profile -Reinforced		50'	50'		Yes

FALL ARREST & FALL RESTRAINT RIGID RAIL ANCHOR SYSTEMS

PHOTO GALLERY...



WARRANTY STATEMENT...

Metreel, Inc. warrants that the Goods that it manufactures shall at the time of delivery be free from defects in workmanship and materials and/or the Services will be carried out with reasonable care and skill. If any Goods or Services do not conform to this warranty **Metreel, Inc.** will at its option:-

- replace the Goods or repeat the Services found not to conform to the warranty;
- take such steps as **Metreel, Inc.** thinks necessary to bring the Goods into a state where they are free from such defects; or
- take back the Goods found not to conform to the warranty and refund the appropriate part of the purchase price; or
- refund the appropriate part of the charge for the Services
- Or any combination of the above which, in the opinion of **Metreel, Inc.**, shall be reasonable.

Provided that **Metreel, Inc.'s** liability shall in no event exceed the price of the Goods or Services and performance of any one of the above options shall constitute an entire discharge of Metreel, Inc.'s liability under this warranty.

The above warranty is subject to the following conditions:-

- the Buyer must give written notice to **Metreel, Inc.** of the alleged defect in the Goods or Services within seven days of the time when the Buyer discovers or ought to have discovered the defect, and in any event within twelve months of delivery or supply of the Goods or Services; and
- the Buyer must give **Metreel, Inc.** a reasonable opportunity to inspect the Goods and, if requested by **Metreel, Inc.**, return the allegedly defective Goods to **Metreel, Inc.'s** works, carriage pre-paid, for inspection to take place there; and
- the Goods have not been altered or modified in any way whatsoever, other than by **Metreel, Inc.** or on its instructions, and have not been subjected to misuse or unauthorised repair; and
- the Goods have been properly installed and connected to such systems as advised to **Metreel, Inc.**;
- and the Buyer has complied with its obligations under this or any other contract made with **Metreel, Inc.**

It is agreed that the equipment detailed in paragraphs below is subject to the following LIMITED warranty and no other.

- **Metreel, Inc.** warrants **MET-TRACK**[®] Fall Arrest Systems (including Freestanding and Ceiling Mounted Monorails, Traveling Bridges, and Swing Arm Systems and Fold-Away Arm Systems) to be free from defects in material and workmanship for a period of 5 years, or 10,000 hours (whichever occurs first) from the date of shipment by **Metreel, Inc.**
- **Metreel, Inc.** warrants wearable fall arrest trolleys to be free from defects in material and workmanship for a period of 5 years, or 10,000 hours (whichever occurs first) from the date of shipment by **Metreel, Inc.**
- **Metreel, Inc.** warrants motorized products to be free from defects in material and workmanship for a period of 1 year, or 2,000 hours (whichever occurs first) from the date of shipment by **Metreel, Inc.**
- This warranty shall not cover failure or defective operation caused by use in excess of recommended capacities or frequencies nor misuses, negligent use, accident or following any alteration or modification to these products not previously agreed in writing by **Metreel, Inc.**


Any such actions shall void this extended warranty.

Metreel, Inc. shall not under any circumstances be liable in contract, tort, statute or otherwise for any direct, indirect or consequential loss or for increased costs or expenses, or loss of profit, business, contracts, revenues or savings howsoever arising which may be suffered by the Buyer (except in respect of death or personal injury caused by **Metreel, Inc.'s** negligence).

If, notwithstanding the above provisions of this Condition, **Metreel, Inc.** is found liable for any loss or damage suffered by the Buyer, that liability shall in no event exceed the unit price of the Goods or Services so affected.

Metreel, Inc. reserves the right to make any changes to the Specification of the Goods or to the components within the Goods provided that these do not materially affect the quality or performance of the Goods other than to the extent that **Metreel, Inc.** advises of such an affect.

Where the completion of the contract requires the cooperation of the buyer and/or the timely submission of information, data or agreement to proposals by the buyer, **Metreel, Inc.** shall not be liable for the consequences of the buyer's failure to so act or respond on time, in full or in part.



Toll Free Tel: 877-830-9803
Email: sales@metreel.com
Web: www.metreel.com

